

DAILY SPICES REPORT

20 Nov 2025

- JEERA
- DHANIYA
- TURMERIC



NCDEX Future Market Update

Commodity	Expiry	Open	High	Low	Close	% Change
TURMERIC	18-Dec-25	14,128.00	14,690.00	13,914.00	14,540.00	1.99
TURMERIC	20-Apr-26	12,600.00	13,050.00	12,574.00	12,990.00	1.53
JEERA	19-Dec-25	21,020.00	21,575.00	20,905.00	21,480.00	1.42
JEERA	20-Jan-26	21,195.00	21,680.00	21,000.00	21,505.00	0.89
DHANIYA	19-Dec-25	8,596.00	8,884.00	8,570.00	8,806.00	2.32
DHANIYA	20-Jan-26	8,610.00	8,842.00	8,540.00	8,796.00	2.23

Spot Market Update

Commodity	Place	Price	% Chg
Jeera	उंझा	21,151.30	-0.89
Jeera	जोधपुर	21,200.00	0.47
Dhaniya	गोंडल	8,337.10	-0.01
Dhaniya	कोटा	8,771.80	1.54
Turmeric (Unpolished)	निजामाबाद	13,944.75	0.57
Turmeric (Farmer Polished)	निजामाबाद	14,827.95	-0.24

Currency Market Update

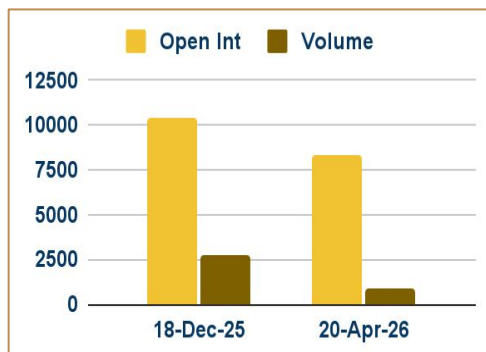
Currency	Country	Rates
USDINR	India	88.59
USDCNY	China	7.11
USDBDT	Bangladesh	122.98
USDHKD	Hongkong	7.78
USDMYR	Malaysia	4.16
USDAED	UAE	3.67
EURUSD	Europe	1.15

Open Interest Snapshot

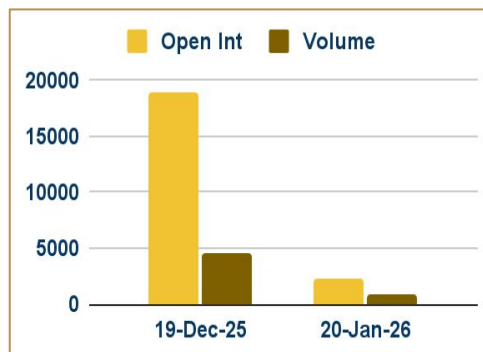
Commodity	Expiry	% Change	% Oi Change	Oi Status
TURMERIC	18-Dec-25	1.99	-1.23	Short Covering
TURMERIC	20-Apr-26	1.53	3.17	Fresh Buying
JEERA	19-Dec-25	1.42	-6.61	Short Covering
JEERA	20-Jan-26	0.89	12.10	Fresh Buying
DHANIYA	19-Dec-25	2.32	1.23	Fresh Buying
DHANIYA	20-Jan-26	2.23	23.47	Fresh Buying

OI & Volume Chart

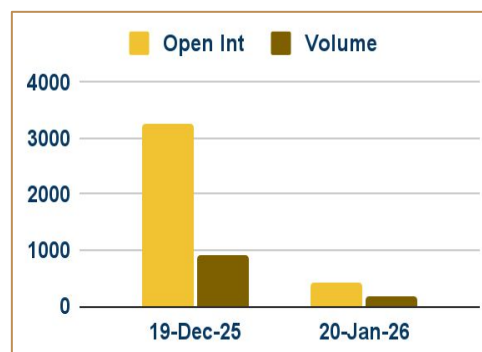
Turmeric



Dhaniya



Jeera



Technical Snapshot



SELL JEERA DEC @ 21600 SL 21900 TGT 21300-21000. NCDEX

Spread

JEERA JAN-DEC

25.00

Observations

Jeera trading range for the day is 20650-21990.

Jeera gained as weather issues and delayed sowing are keeping cumin prices strong.

However upside seen limited due to comfortable supplies and tepid export interest amid adequate existing stocks.

Farmers are struggling to start sowing due to uneven rainfall.

In Unjha, a major spot market, the price ended at 21151.3 Rupees dropped by -0.89 percent.

Trading Levels

Commodity	Expiry	Close	R2	R1	PP	S1	S2
JEERA	19-Dec-25	21,480.00	21990.00	21740.00	21320.00	21070.00	20650.00
JEERA	20-Jan-26	21,505.00	22080.00	21800.00	21400.00	21120.00	20720.00

Technical Snapshot



SELL DHANIYA DEC @ 8850 SL 8950 TGT 8750-8650. NCDEX

Spread DHANIYA JAN-DEC -10.00

Observations

Dhaniya trading range for the day is 8440-9068.

Dhaniya prices gained due to shortage of good quality stocks.

Total coriander arrivals rose to 14,100 bags (each 40 kg) as against 13,100 bags in the previous session.

A large amount of old stock coming into the market as well as new crop weighed on prices.

In Gondal, a major spot market, the price ended at 8337.1 Rupees dropped by -0.01 percent.

Trading Levels

Commodity	Expiry	Close	R2	R1	PP	S1	S2
DHANIYA	19-Dec-25	8,806.00	9068.00	8938.00	8754.00	8624.00	8440.00
DHANIYA	20-Jan-26	8,796.00	9028.00	8912.00	8726.00	8610.00	8424.00

Technical Snapshot



SELL TURMERIC DEC @ 14600 SL 14800 TGT 14400-14200. NCDEX

Spread TURMERIC APR-DEC -1550.00

Observations

Turmeric trading range for the day is 13606-15158.

Turmeric gained as yields in Maharashtra, Andhra Pradesh and Karnataka have been affected due to rains.

Turmeric stocks held by farmers in Warangal are nearly depleted, with no fresh arrivals over the past two days.

However upside seen limited amid increase in acreage due to favourable rains during the current sowing season.

In Nizamabad, a major spot market, the price ended at 14827.95 Rupees dropped by -0.24 percent.

Trading Levels

Commodity	Expiry	Close	R2	R1	PP	S1	S2
TURMERIC	18-Dec-25	14,540.00	15158.00	14850.00	14382.00	14074.00	13606.00
TURMERIC	20-Apr-26	12,990.00	13348.00	13170.00	12872.00	12694.00	12396.00

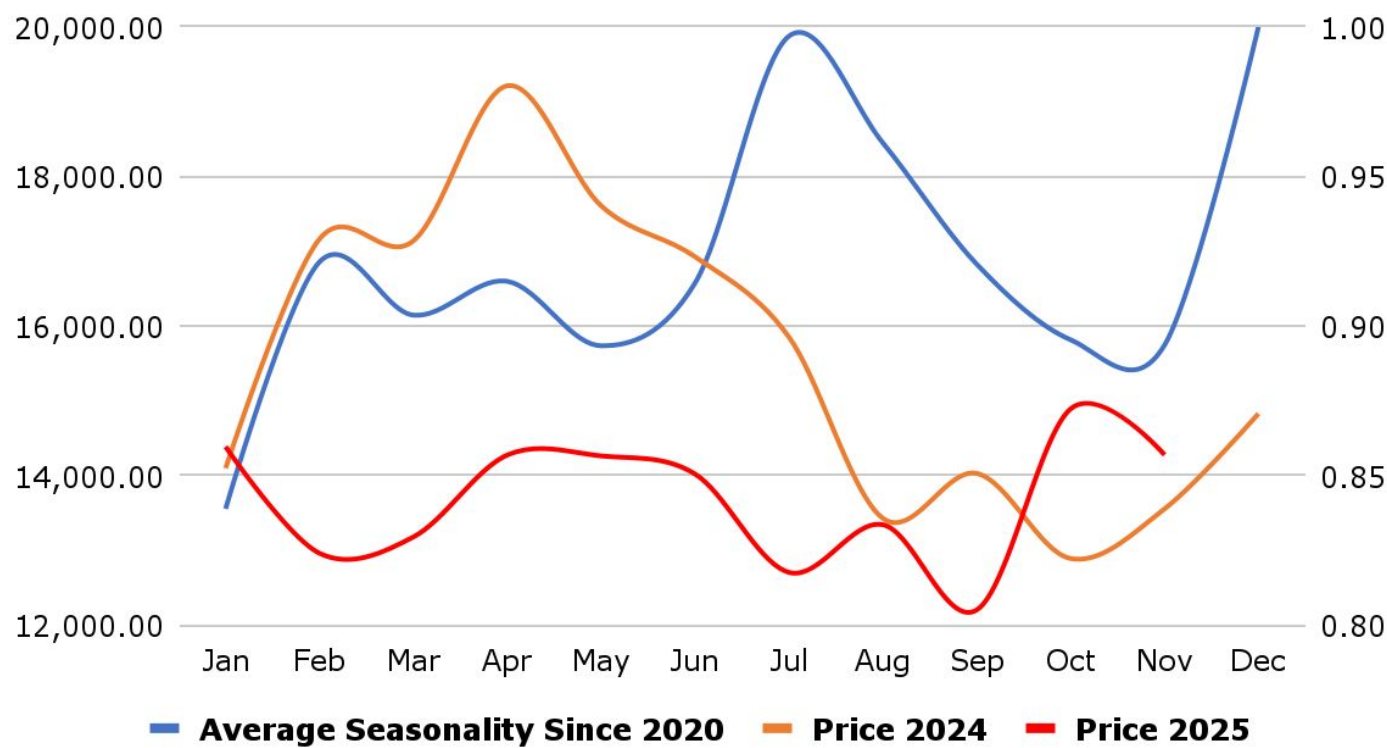
NCDEX Jeera Seasonality



NCDEX Dhaniya Seasonality



NCDEX Turmeric Seasonality



USDINR Seasonality



This Report is prepared and distributed by Kedia Stocks & Commodities Research Pvt Ltd. Our SEBI REGISTRATION NUMBER – INH000006156. for information purposes only. The recommendations, if any, made herein are expressions of views and/or opinions and should not be deemed or construed to be neither advice for the purpose of purchase or sale through KSCRPL nor any solicitation or offering of any investment /trading opportunity. These information/opinions/ views are not meant to serve as a professional investment guide for the readers. No action is solicited based upon the information provided herein. Recipients of this Report should rely on information/data arising out of their own investigations. Readers are advised to seek independent professional advice and arrive at an informed trading/investment decision before executing any trades or making any investments. This Report has been prepared on the basis of publicly available information, internally developed data and other sources believed by KSCRPL to be reliable. KSCRPL or its directors, employees, affiliates or representatives do not assume any responsibility for or warrant the accuracy, completeness, adequacy and reliability of such information/opinions/ views. While due care has been taken to ensure that the disclosures and opinions given are fair and reasonable, none of the directors, employees, affiliates or representatives of KSCRPL shall be liable for any direct, indirect, special, incidental, consequential, punitive or exemplary damages, including lost profits arising in any way whatsoever from the information/opinions/views contained in this Report. The possession, circulation and/or distribution of this Report may be restricted or regulated in certain jurisdictions by appropriate laws. No action has been or will be taken by KSCRPL in any jurisdiction (other than India), where any action for such purpose (s) is required. Accordingly, this Report shall not be possessed, circulated and/ or distributed in any such country or jurisdiction unless such action is in compliance with all applicable laws and regulations of such country or jurisdiction. KSCRPL requires such a recipient to inform himself about and to observe any restrictions at his own expense, without any liability to KSCRPL. Any dispute arising out of this Report shall be subject to the exclusive jurisdiction of the Courts in India.

KEDIA ADVISORY**KEDIA STOCKS & COMMODITIES RESEARCH PVT LTD****Mumbai, India****SEBI REGISTRATION NUMBER – INH000006156****For more details, please contact: +91 93234 06035 / 96195 51022****Email: info@kediaadvisory.com****Regd.Off.: 1, 2, 3 & 4, 1st Floor, Tulip Bldg, Flower Valley Complex, Khadakpada Circle,
Kalyan-(W), Mumbai-421301**